

松翰科技公司簡介

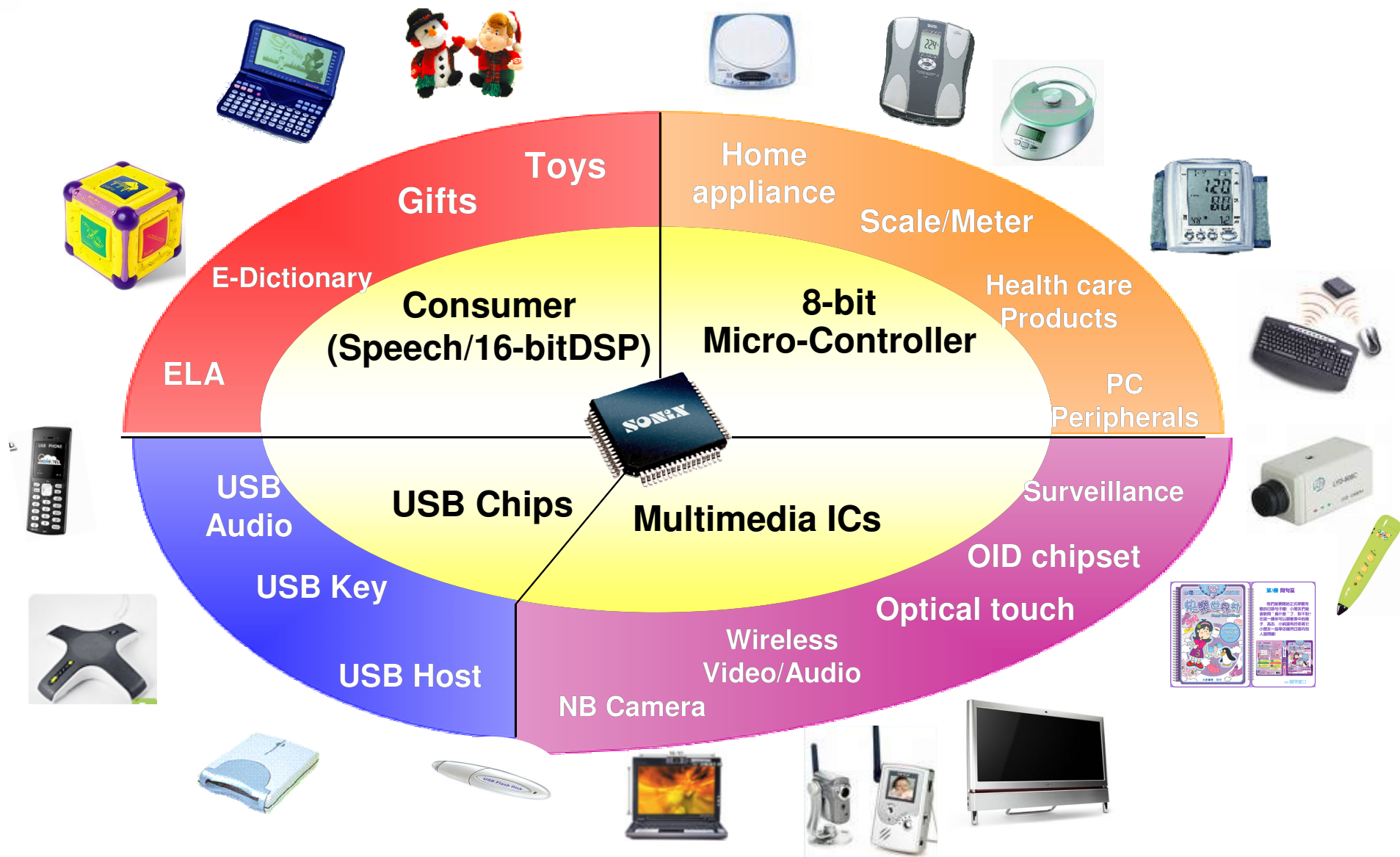
SONiX Technology Co., Ltd. Company Briefing

Date: May, 2010



Now That's Smart.

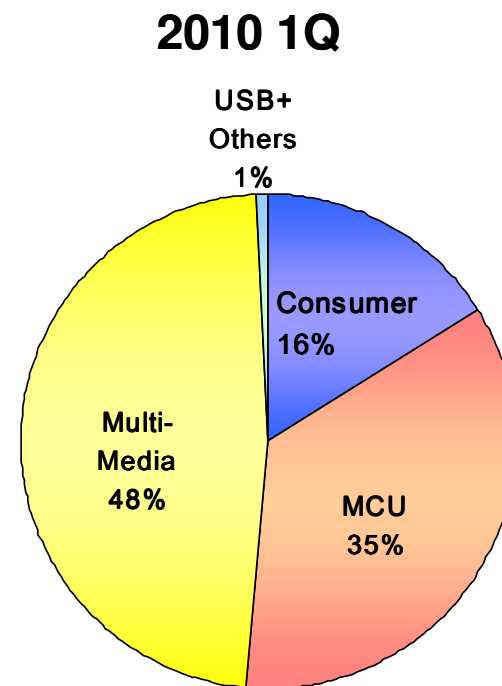
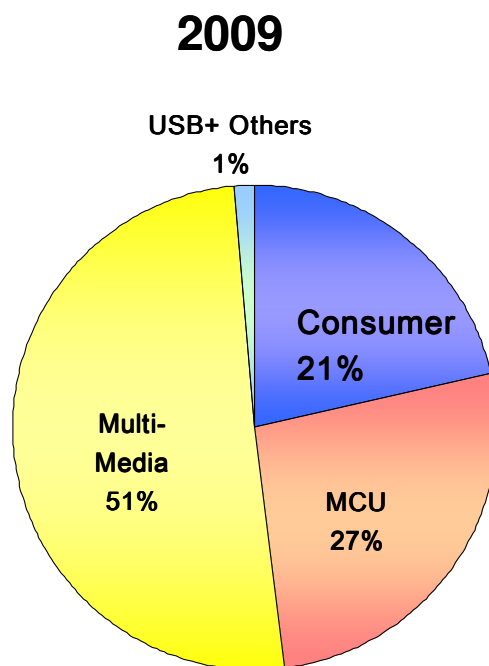
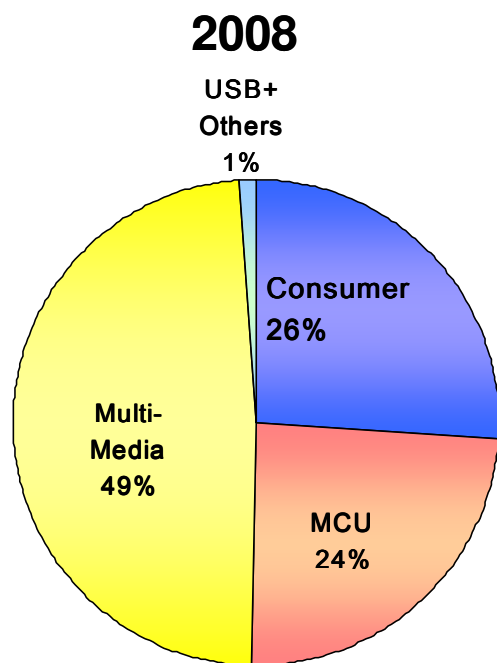
Product Lines & Applications



Product Mix



2009 revenue NT\$3.6 billion; 2010 1Q revenue NT\$1,016 million



2010 Financial Results Summary



Unit: NT\$ in Thousand

	2010 1Q	2009 1Q
Net Sales	1,016,472	606,155
Net Income	237,556	100,679
*EPS (NTD)	1.42	0.60
Cash	1,414,219	1,271,090
Available-for-sale Financial Assets	568,198	449,197
Inventory-Net	430,305	240,012
Inventory Turnover Days	66	76
Account Receivable-Net	484,628	330,390
Total Assests	4,388,816	3,667,268
Total Liabilities	866,061	547,904
Stockholders' Equity	3,522,755	3,119,364

*EPS (after tax) are based on the weighted average number of outstanding shares

2010 1Q Results YoY



Income Statements

Unit: NT\$ in Thousand

	2010 1Q	%	2009 1Q	%	Growth(%)
Net Sales	1,016,472	100%	606,155	100%	68%
Gross Profit	422,118	42%	243,389	40%	73%
Operating Income	232,404	23%	90,197	21%	158%
Net Income	237,556	23%	100,679	17%	136%
Gross Margin Rate	42%		40%		
*EPS (NT Dollars)	1.42		0.60		

**EPS (after tax) are based on the weighted average number of outstanding shares

2010 1Q Results QoQ



Income Statements

Unit: NT\$ in Thousand

	2010 1Q	%	2009 4Q	%	Growth(%)
Net Sales	1,016,472	100%	972,444	100%	5%
Gross Profit	422,118	42%	396,023	41%	7%
Operating Income	232,404	23%	181,993	19%	28%
Net Income	237,556	23%	203,281	21%	17%
Gross Margin Rate	42%		41%		
*EPS (NT Dollars)	1.42		1.21		

* EPS (after tax) are based on the weighted average number of outstanding shares

High Cash Dividend Trend



- High dividend yield (around 5%)
- High cash dividend in the previous years

	2005	2006	2007	2008	2009
	4.26	4.98	5.45	4.43	4.5
<u>Cash(NT\$)</u>	3	3.7	3.78	2.99	4
<u>Stock(NT\$)</u>	0.5	0.3	0.29	0	0
<u>Cash</u>	86%	93%	93%	100%	100%
<u>Stock</u>	14%	7%	7%	0	0

- Cash Dividend: NT\$ 4 per share
- Employee Cash Bonus: NT\$160,000,000

Growth Driver and Potential Products



- MCU (Flash type/USB type/ Industrial Grade)
- Resistive Dual Touch Solution for Handheld Device
- Optical ID™
- Optical Touch Solution for AIO/NB products
- 2.4 G RF Wireless Video/Audio solution

Growth Driver for MCU Market



- Flash Type MCU
- Embedded ICE Flash Type MCU
(With ISP function, In-System-Program)
- AD Type MCU- Health Care Product/
Home Appliance
- USB Type MCU
- Resistive Dual Touch Solution



2.4 G RF Wireless Video/Audio solution



Major Application

- Audio Headset
- Gaming Accessory
- Video + Audio Baby Monitor
- Wireless PC camera



Q & A

