

松翰科技公司簡介

SONiX Technology Co., Ltd. Company Briefing

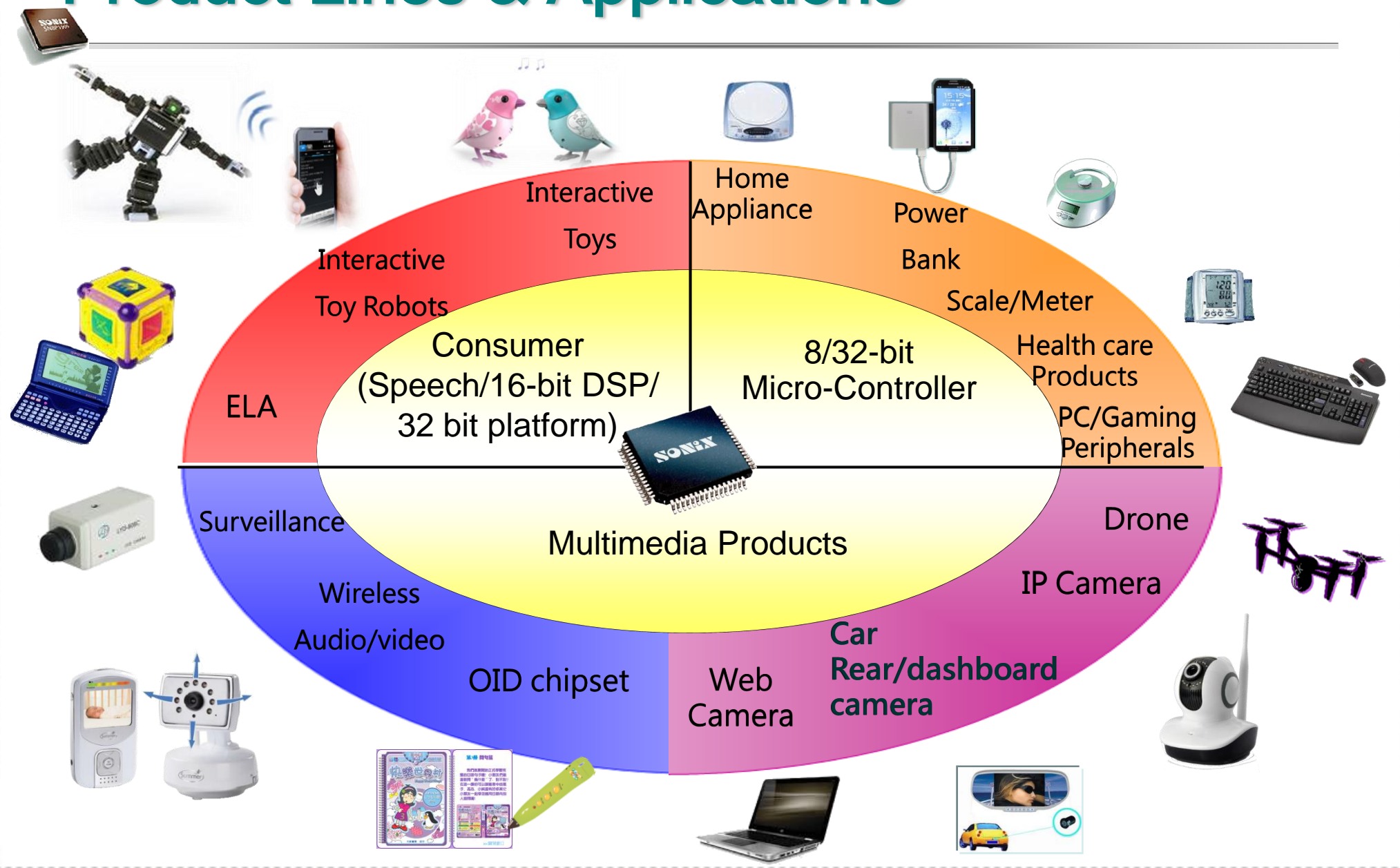
Spokesperson: Daniel Pan



Now That's Smart.

Date: August 14th, 2018

Product Lines & Applications



2018 1H Financial Results Summary



Unit: NT\$ in Thousand

	2018 1H	2017 1H
Net Sales	1,526,414	1,674,805
Net Income	143,020	117,465
EPS (NTD)	0.85	0.70
Cash and cash equivalents	713,632	1,180,381
Inventories, net	620,878	557,660
Inventory Turnover Days	135	111
Accounts and Notes Receivables	531,359	549,768
Total Assests	3,790,793	3,807,474
Total Liabilities	912,774	1,000,890
Total Equity	2,878,019	2,806,584

2018 1H Financial Results YoY



Statements of Comprehensive Income

Unit: NT\$ in Thousand

	2018 1H	%	2017 1H	%	Growth(%)
Net Sales	1,526,414	100%	1,674,805	100%	-9%
Gross Profit	570,972	37%	631,549	38%	-10%
Operating Income	114,608	7%	147,869	9%	-22%
Income Before Tax	171,698	11%	145,799	9%	18%
Net Income	143,020	9%	117,465	7%	22%
Gross Margin Rate	37%		38%		
EPS (NT Dollars)	0.85		0.70		

2018_2Q Financial Results YoY



Statements of Comprehensive Income

Unit: NT\$ in Thousand

	<u>FY2018_2Q</u>	%	<u>FY2017_2Q</u>	%	<u>Growth(%)</u>
Net Sales	910,663	100%	941,844	100%	-3%
Gross Profit	345,875	38%	350,876	37%	-1%
Operating Income	98,803	11%	88,945	9%	11%
Income Before Tax	141,004	16%	104,675	11%	35%
Net Income	117,085	13%	85,703	9%	37%
Gross Margin Rate	38%		37%		
EPS (NT Dollars)	0.70		0.51		

2018 2Q Financial Results QoQ



Statements of Comprehensive Income

Unit: NT\$ in Thousand

	FY2018 2Q	%	FY 2018 1Q	%	Growth(%)
Net Sales	910,663	100%	615,751	100%	48%
Gross Profit	345,875	38%	225,097	37%	54%
Operating Income	98,803	11%	15,805	3%	525%
Income Before Tax	141,004	16%	30,694	5%	359%
Net Income	117,085	13%	25,935	4%	351%
Gross Margin Rate	38%		37%		
EPS (NTD)	0.70		0.15		

High Cash Dividend Trend



■ High payout ratio and dividend yield

Unit: NT\$

Year	2013	2014	2015	2016	2017
EPS	3.07	3.12	2.32	1.67	1.41
Cash Dividend	3.2	3.2	2.2	1.8	*1.5
Payout Reatio	104%	103%	95%	108%	106%

* Cash Dividend NT\$1.26/pre share and & NT\$0.24/per share from legal reserve.

Optical ID Applications-




Smart learning/educational platform

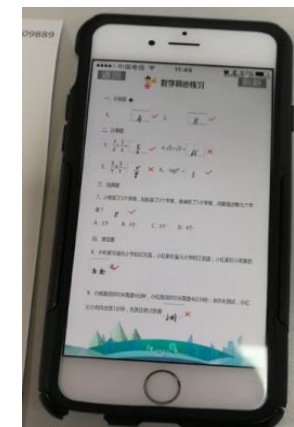

Handwriting learning



Handwriting input



E-learning- Handwriting recognition/ learning data analysis



Smart learning robot



Board game application



Q & A

