

松翰科技公司簡介

SONiX Technology Co., Ltd. Company Briefing

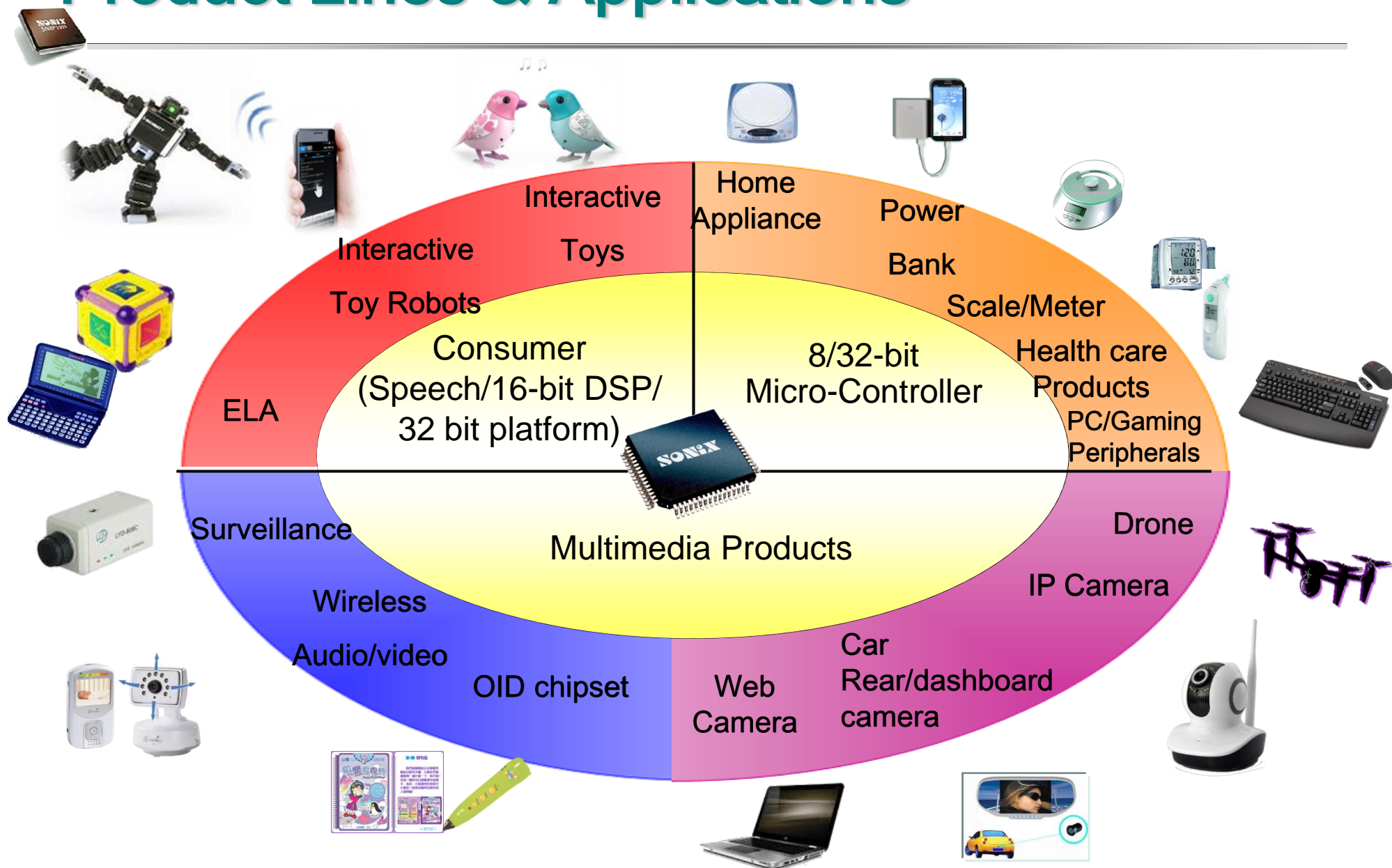
Spokesperson: Daniel Pan



Now That's Smart.

Date: May 08th, 2020

Product Lines & Applications



2020 1Q Financial Results Summary



Unit: NT\$ in Thousand

	2020 1Q	2019 1Q
Net Sales	834,342	617,308
Net Income	144,265	41,278
EPS (NTD)	0.86	0.25
Cash and cash equivalents	785,907	779,534
Inventories, net	797,953	557,650
Inventory Turnover Days	162	153
Accounts and Notes Receivables	435,946	387,302
Total Assests	3,873,361	3,648,868
Total Liabilities	793,137	539,750
Total Equity	3,080,224	3,109,118

2020 1Q Financial Results YoY



Statements of Comprehensive Income

Unit: NT\$ in Thousand

	2020 1Q	%	2019 1Q	%	Growth(%)
Net Sales	834,342	100%	617,308	100%	35%
Gross Profit	383,046	46%	231,707	38%	65%
Operating Income	158,295	19%	28,133	5%	463%
Income Before Tax	163,753	19%	48,686	8%	236%
Net Income	144,265	17%	41,278	7%	249%
Gross Margin Rate	46%		38%		
EPS (NT Dollars)	0.86		0.25		

2020 1Q Financial Results QoQ



Statements of Comprehensive Income

Unit: NT\$ in Thousand

	2020 1Q	%	2019 4Q	%	Growth(%)
Net Sales	834,342	100%	838,979	100%	-1%
Gross Profit	383,046	46%	334,941	40%	14%
Operating Income	158,295	19%	105,493	13%	50%
Income Before Tax	163,753	19%	102,120	12%	60%
Net Income	144,265	17%	82,644	10%	75%
Gross Margin Rate	46%		40%		
EPS (NT Dollars)	0.86		0.49		

High Cash Dividend Trend



■ High payout ratio

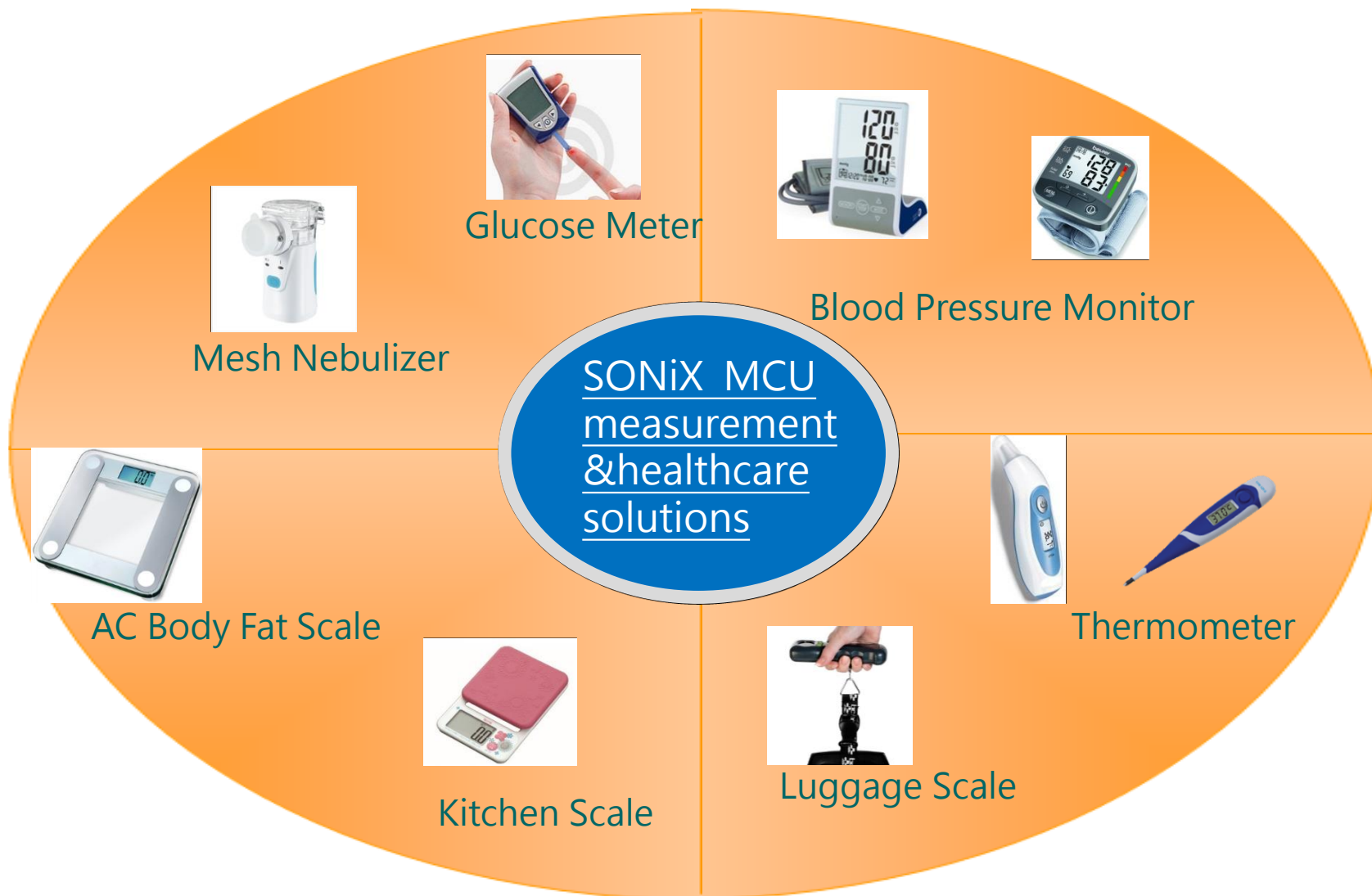
Unit: NT\$

Year	2015	2016	2017	2018	2019
EPS	2.32	1.67	1.41	2.02	2.03
Cash Dividend	2.2	1.8	1.5	2.08	2.1
Payout Reatio	95%	108%	106%	103%	103%

Product Application- SoC MCU



- The most comprehensive measurement & healthcare solutions.



Product Application – Multimedia Products



USB Cameras

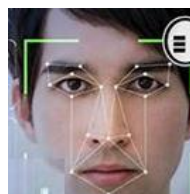
Webcam



Home appliance



AI application- gate face recognition



NB windows face recognition



Wireless video solutions

Wireless backup cameras



Wireless battery cameras

Car



Solar + Battery

Q & A

