

松翰科技公司簡介

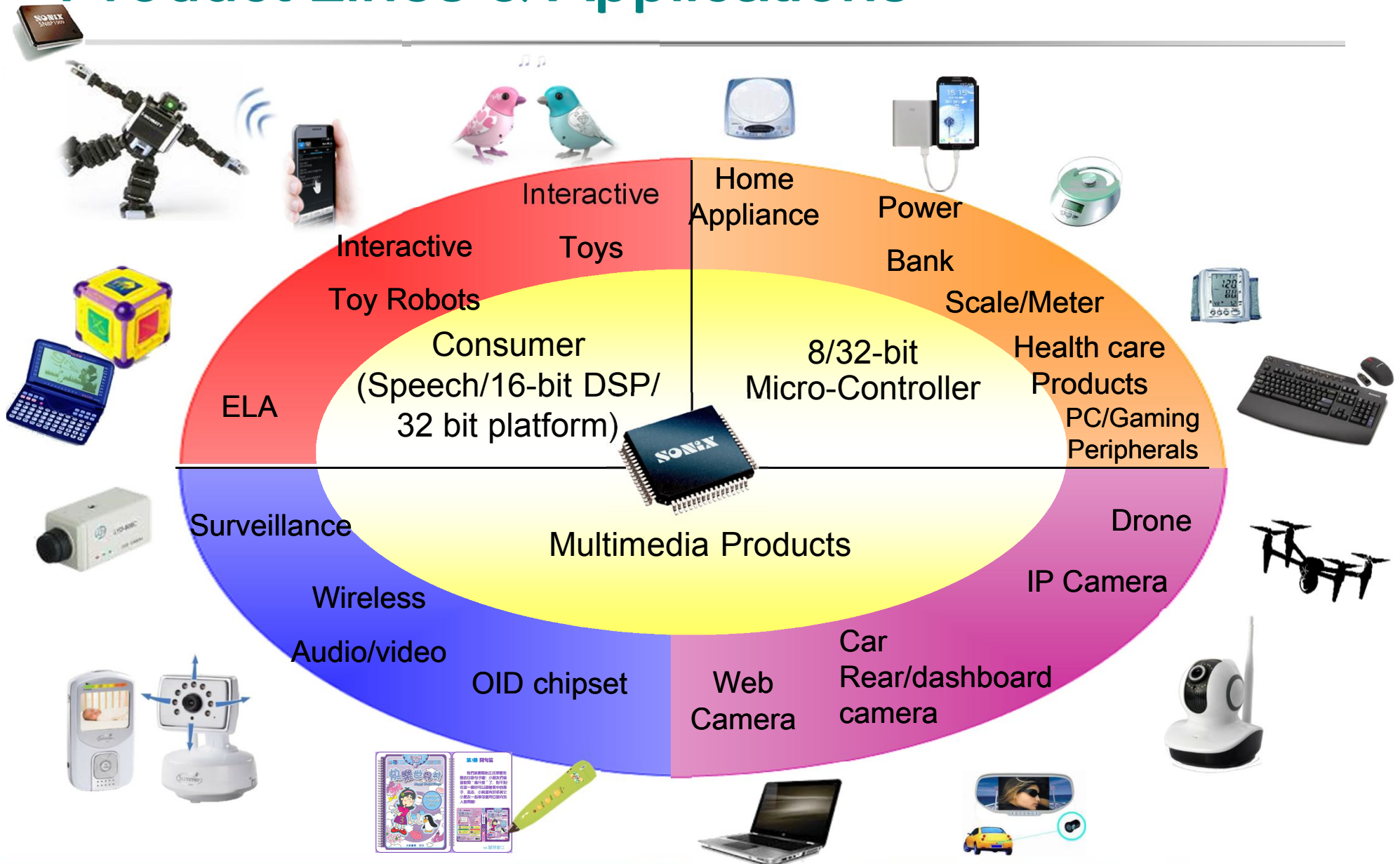
SONiX Technology Co., Ltd. Company Briefing

Spokesperson: Daniel Pan

Date: November 19th, 2019



Product Lines & Applications



2019 1Q~3Q Financial Results Summary



Unit: NT\$ in Thousand

	2019 1Q~3Q	2018 1Q~3Q
Net Sales	2,395,524	2,386,231
Net Income	258,878	279,628
EPS (NTD)	1.54	1.67
Cash and cash equivalents	626,755	687,701
Inventories, net	592,416	615,916
Inventory Turnover Days	124	132
Accounts and Notes Receivables	438,912	506,025
Total Assests	3,611,521	3,499,663
Total Liabilities	654,712	581,358
Total Equity	2,956,809	2,918,305

2019 1~3Q Financial Results YoY



Statements of Comprehensive Income

Unit: NT\$ in Thousand

	2019 1~3Q	%	2018 1~3Q	%	Growth(%)
Net Sales	2,395,524	100%	2,386,231	100%	0.4%
Gross Profit	954,283	40%	925,103	39%	3%
Operating Income	256,714	11%	216,831	9%	18%
Income Before Tax	293,116	12%	328,773	14%	-11%
Net Income	258,878	11%	279,628	12%	-7%
Gross Margin Rate	40%		39%		
EPS (NT Dollars)	1.54		1.67		

2019 3Q Financial Results YoY



Statements of Comprehensive Income

Unit: NT\$ in Thousand

	FY2019 3Q	%	FY2018 3Q	%	Growth(%)
Net Sales	844,613	100%	859,817	100%	-2%
Gross Profit	349,368	41%	354,131	41%	-1%
Operating Income	102,264	12%	102,223	12%	0.04%
Income Before Tax	108,795	13%	157,075	18%	-31%
Net Income	89,607	11%	136,608	16%	-34%
Gross Margin Rate	41%		41%		
EPS (NT Dollars)	0.53		0.81		

2019 3Q Financial Results QoQ



Statements of Comprehensive Income

Unit: NT\$ in Thousand

	FY2019 3Q	%	FY 2019 2Q	%	Growth(%)
Net Sales	844,613	100%	933,603	100%	-10%
Gross Profit	349,368	41%	373,208	40%	-6%
Operating Income	102,264	12%	126,317	14%	-19%
Income Before Tax	108,795	13%	135,635	15%	-20%
Net Income	89,607	11%	127,993	14%	-30%
Gross Margin Rate	41%		40%		
EPS (NTD)	0.53		0.76		

High Cash Dividend Trend



■ High payout ratio and dividend yield

Unit: NT\$

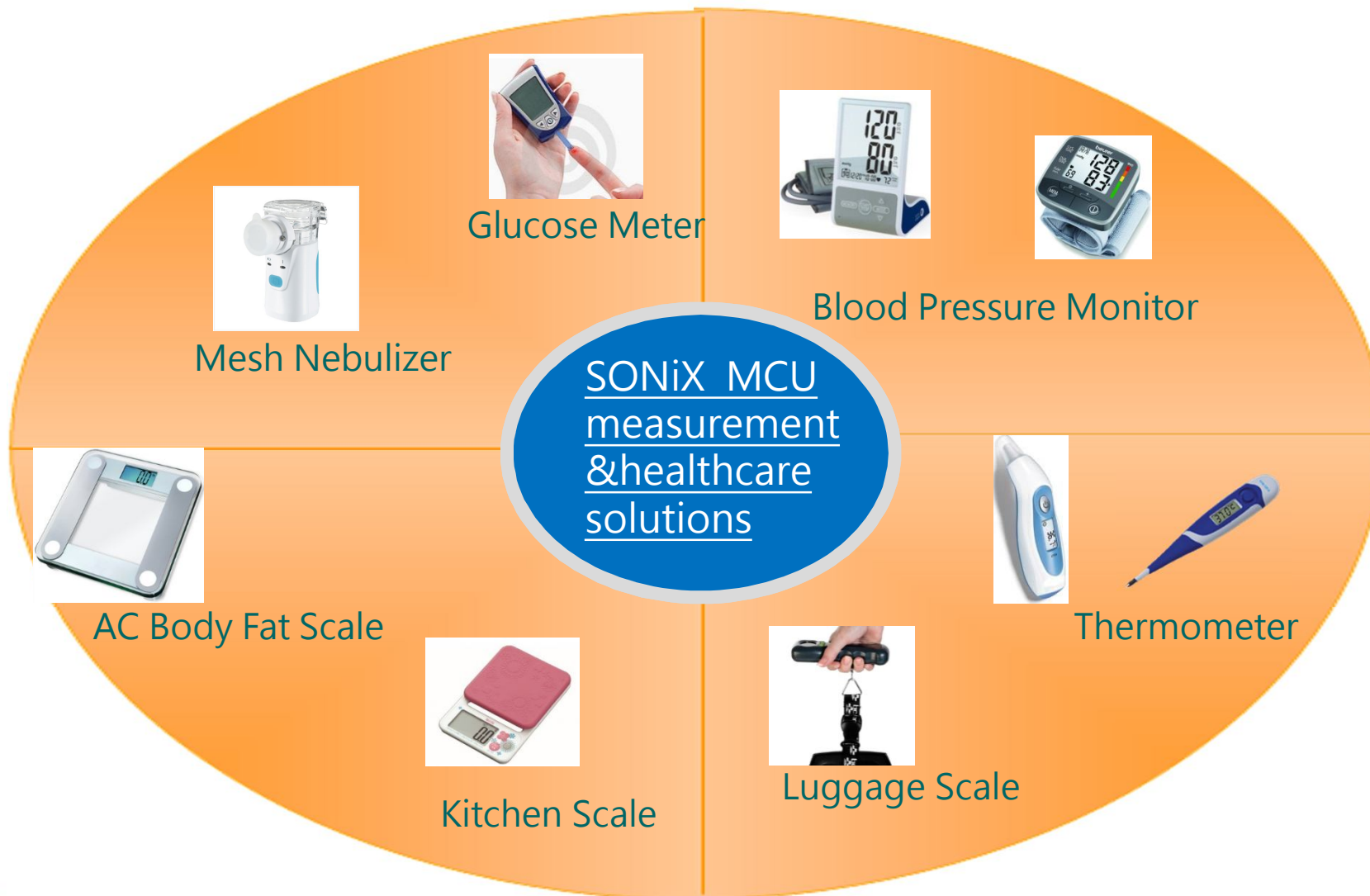
Year	2014	2015	2016	2017	2018
EPS	3.12	2.32	1.67	1.41	2.02
Cash Dividend	3.2	2.2	1.8	1.5	*2.08
Payout Reatio	103%	95%	108%	106%	103%

* Cash Dividend NT\$1.48/pre share and & NT\$0.6/per share from legal reserve.

Product Application- SoC MCU



- The most comprehensive measurement & healthcare solutions.



GPIO MCU



Smart device ECO System

- Sonic electronic toothbrush, Water flossier, Bluetooth speaker, Hair dryer, Vacuum cleaner, AI STB, Home appliances



Mobile phone accessories

- Shared power bank and charger



Product Application – Multimedia Products



USB Cameras

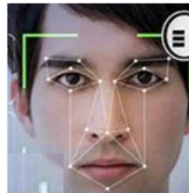
Webcam



Home appliance



AI application-
gate face recognition



NB windows
face recognition



Wireless video solutions

Wireless backup cameras



Wireless battery cameras
Car



Solar + Battery

Q & A

