

松翰科技公司簡介

SONiX Technology Co., Ltd. Company Briefing

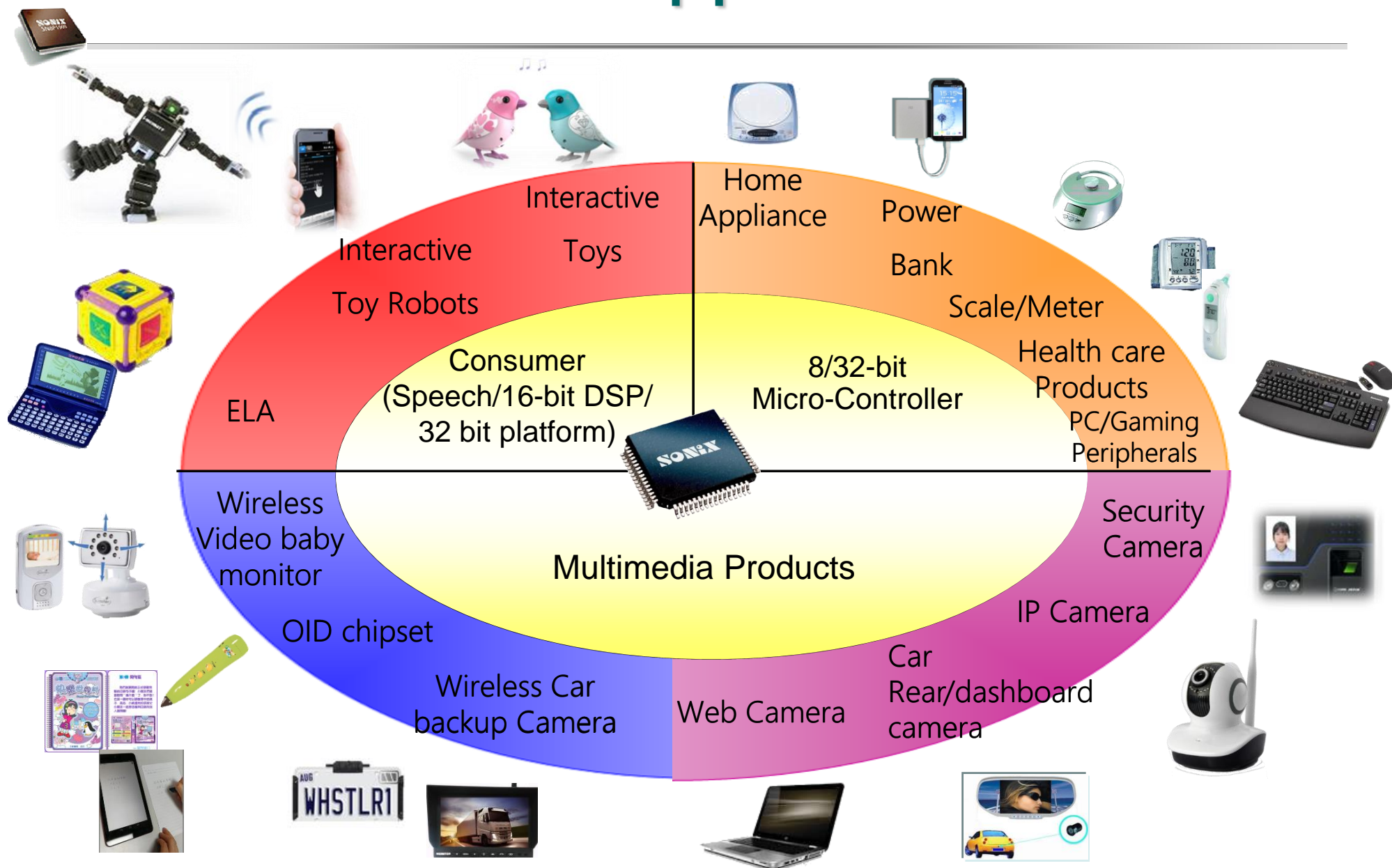
Spokesperson: Daniel Pan



Now That's Smart.

Date: September 30th, 2021

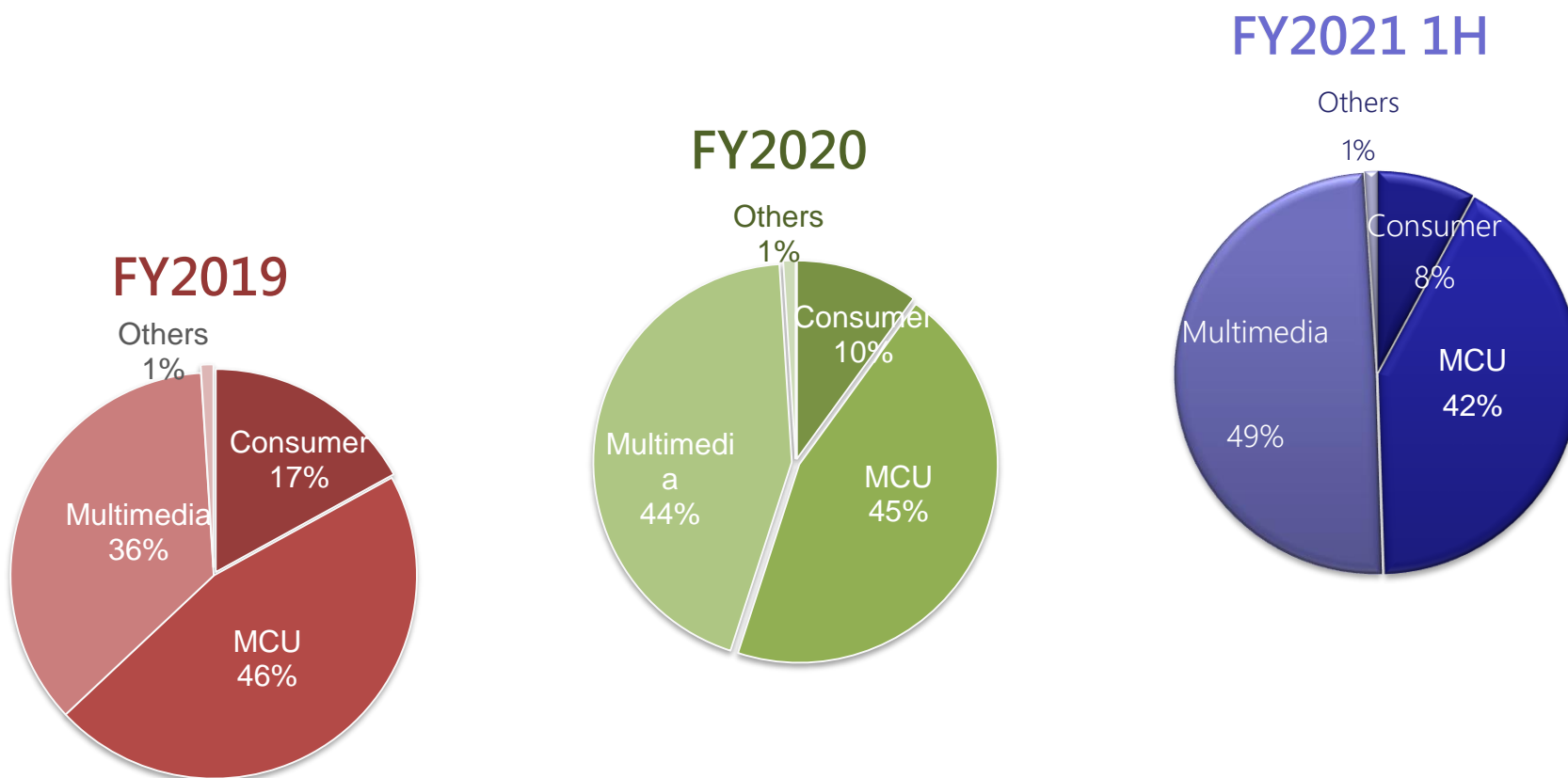
Product Lines & Applications



Product Mix Change































- Multimedia products with strong growth momentum in 2021 1H



Sonix MCU Overview by Applications

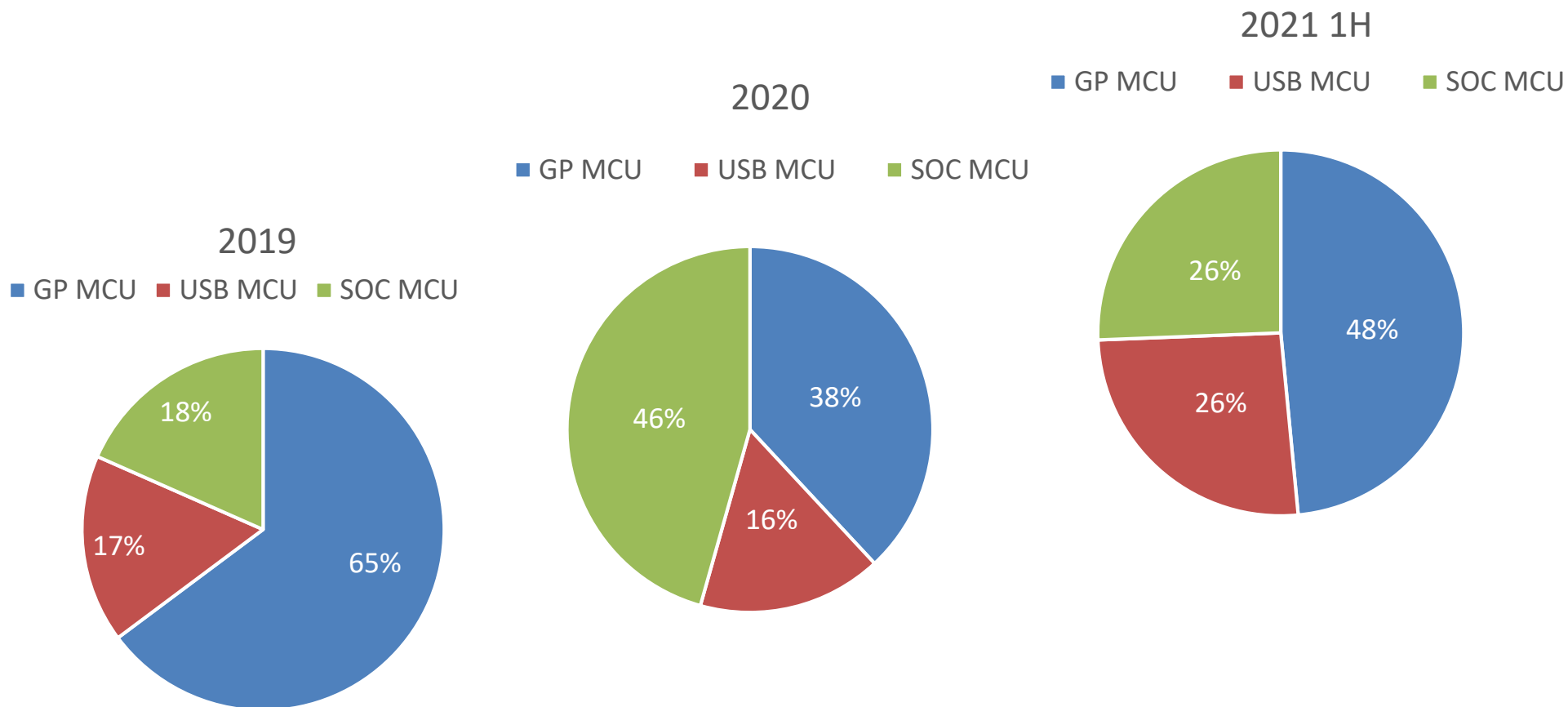


SOC MCU (w/12-24bit ADC) (Healthcare)	GP (General Purpose)			USB (w/USB) (PC Peripheral)
<p>Forehead /Ear thermometer</p>   <p>Blood pressure Monitor</p>  <p>Scale Products</p>  <p>Mesh Nebulizer</p>  <p>Glucose Meter</p>  	<p>Remote Control</p>    <p>Battery Charger</p> 	<p>Drone</p>  <p>Others</p>   	<p>Home Appliances</p>      	<p>PC Peripherals</p>   <p>Gaming Accessories</p>    <p>USB Type C PD Charger</p>  

2021 MCU breakdown



- Demands for GP (General Purpose MCU) was recovering in 2020 2H and with strong momentum in 2021

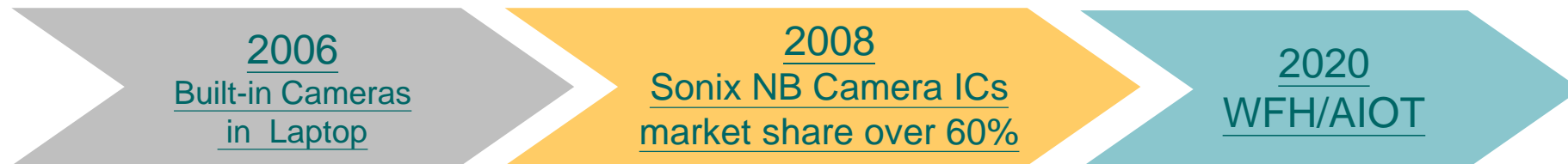


Growth Opportunity – Webcam ICs



Multimedia ICs are the key growth driver for Sonix

- Aggressive expansion



- New applications create larger markets

Embedded in Laptops

High adaption rate of Laptop
HD/FHD/DNR

Windows Hello

Standalone Web Cam.

Covid -19 impact – webcam demands

- Video Conference
- Work from Home
- Online Learning

New Applications

Face Recognition-
Security, Access Control

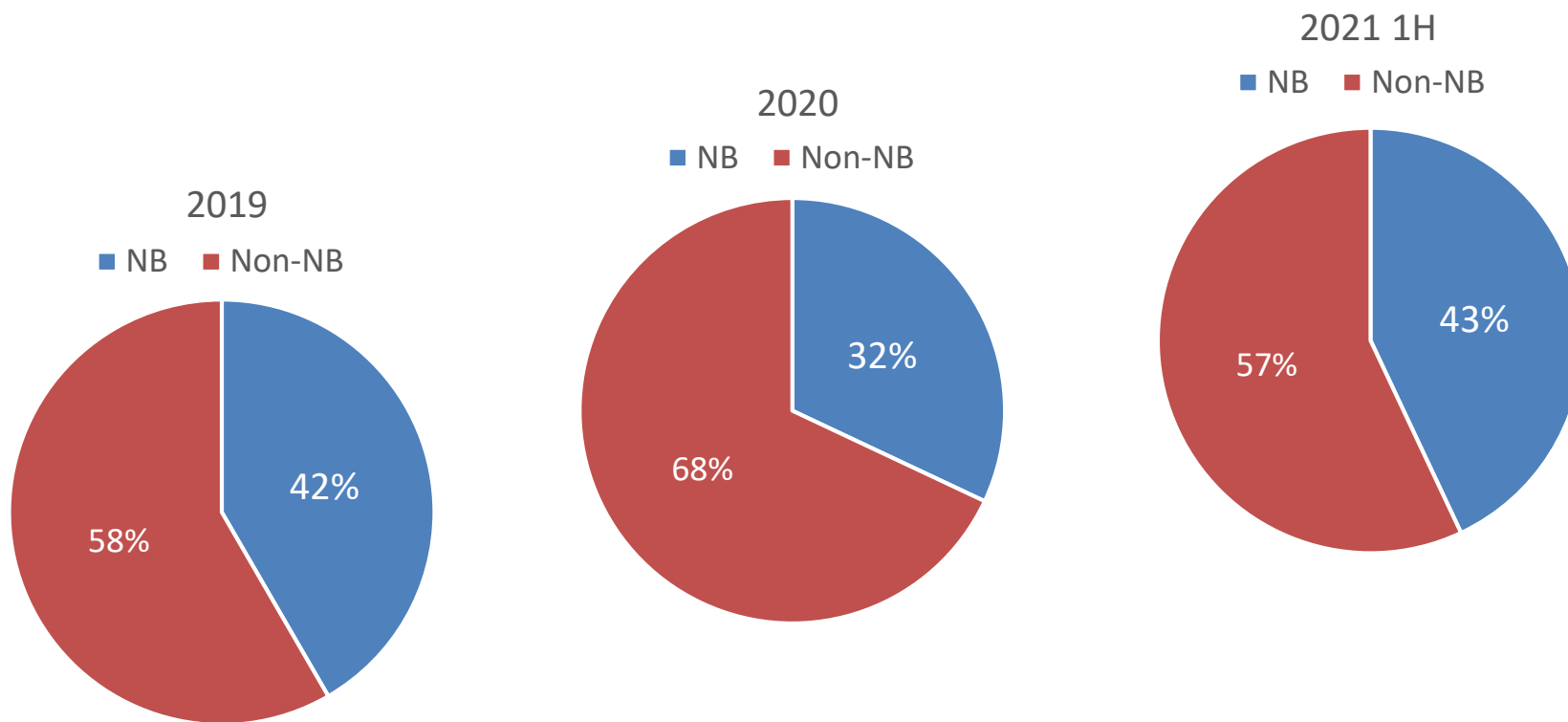
Document camera

Payment system

Webcam IC breakdown



- Webcam IC demand still strong in 2021 1H



Key Growth Driver for 2021-MCU



■ SOC MCU - Healthcare solutions

Forehead thermometer



Oximeter

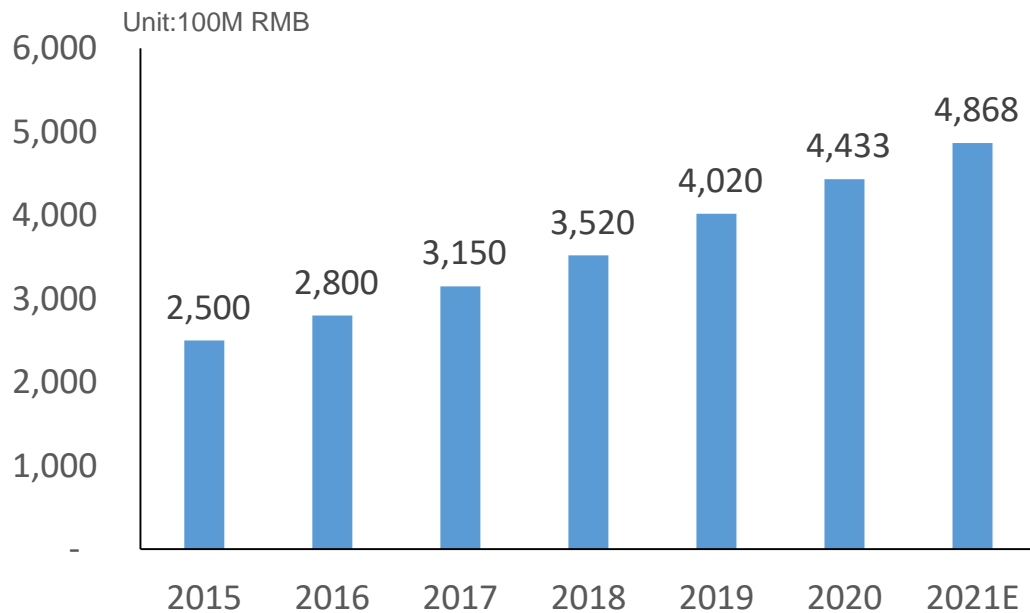


Blood pressure Monitor Glucose Meter



■ GP MCU – Home appliance applications in China Market

2015-2021 China Home Appliance Market



Source : ASKCI

Home Appliance Ecosystem



2021 1H Financial Results Summary



Unit: NT\$ in Thousand

	2021 1H	2020 1H
Net Sales	2,961,761	2,325,243
Net Income	866,864	541,234
EPS (NTD)	3.97	2.84
Cash and cash equivalents	1,866,814	1,105,922
Inventories, net	1,062,901	923,119
Inventory Turnover Days	124	123
Accounts and Notes Receivables	646,215	588,996
Total Assets	5,713,341	4,618,887
Total Liabilities	1,231,143	1,370,389
Total Equity	4,482,198	3,248,498

2021 1H Financial Results YoY



Statements of Comprehensive Income

Unit: NT\$ in Thousand

	2021 1H	%	2020 1H	%	YoY(%)
Net Sales	2,961,761	100%	2,325,243	100%	27%
Gross Profit	1,433,712	48%	1,050,273	45%	37%
Operating Income	866,864	29%	541,234	23%	60%
Income Before Tax	855,528	29%	540,723	23%	58%
Net Income	667,131	23%	476,273	20%	40%
Gross Margin Rate	48%		45%		
EPS (NT Dollars)	3.97		2.84		

2021 2Q Financial Results YoY



Statements of Comprehensive Income

Unit: NT\$ in Thousand

	2021 2Q	%	2020 2Q	%	YoY(%)
Net Sales	1,574,640	100%	1,490,901	100%	6%
Gross Profit	820,670	52%	667,227	45%	23%
Operating Income	510,730	33%	382,939	26%	33%
Income Before Tax	498,711	32%	376,970	25%	32%
Net Income	397,855	25%	332,008	22%	20%
Gross Margin Rate	52%		45%		
EPS (NT Dollars)	2.37		1.98		

2021 2Q Financial Results QoQ



Statements of Comprehensive Income

Unit: NT\$ in Thousand

	2021 2Q	%	2021 1Q	%	QoQ(%)
Net Sales	1,574,640	100%	1,387,121	100%	14%
Gross Profit	820,670	52%	613,042	44%	34%
Operating Income	510,730	32%	356,134	26%	43%
Income Before Tax	498,711	32%	356,817	26%	40%
Net Income	397,855	25%	269,276	19%	48%
Gross Margin Rate	52%		44%		
EPS (NT Dollars)	2.37		1.60		

High Cash Dividend Trend



■ High payout ratio

Unit: NT\$

Year	2015	2016	2017	2018	2019	2020
EPS	2.32	1.67	1.41	2.02	2.03	6.11
Cash Dividend	2.2	1.8	1.5	2.08	2.1	5.7
Payout Reatio	95%	108%	106%	103%	103%	93%

Q & A

